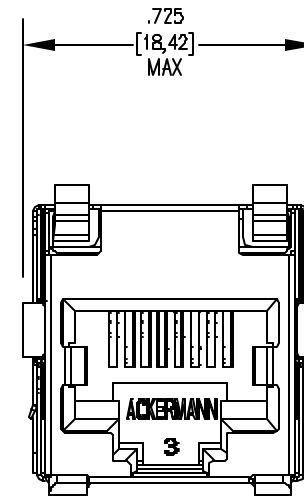
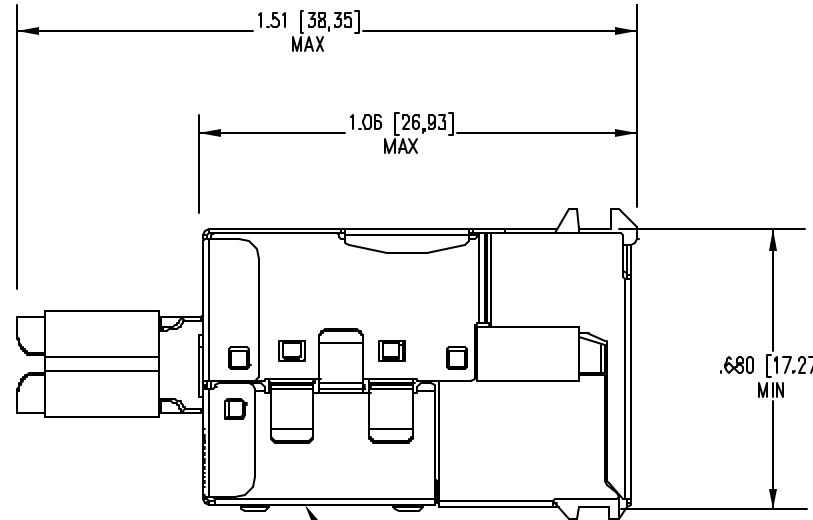
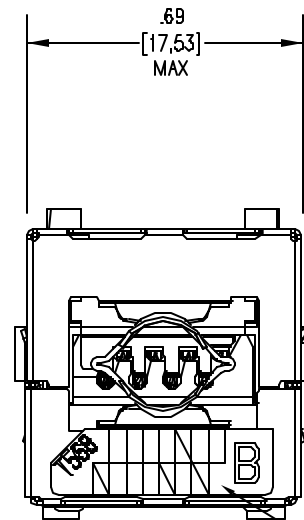
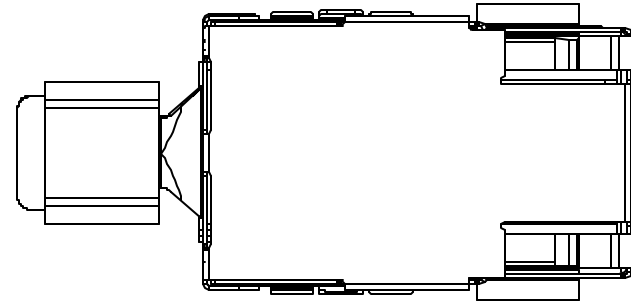
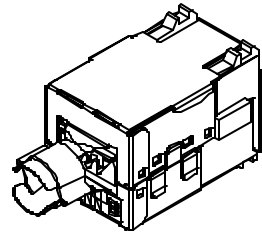


DATE	REV	ECN	APP'D. BY
1/24/06	AO	7454	JM



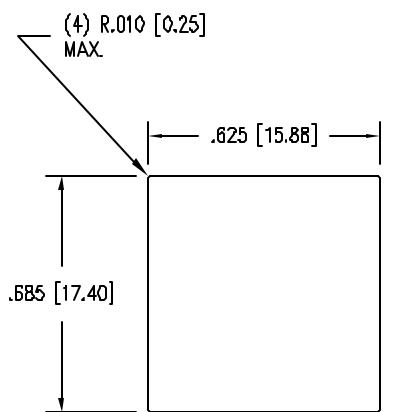
- NOTES:
- CONNECTOR MATERIALS:  
HOUSING: THERMOPLASTIC UL94 V-0  
CONTACTS/SHIELD: COPPER ALLOY  
SHIELD PLATING: NICKEL OR TIN  
CONTACT PLATING: SELECTIVE GOLD IN CONTACT AREA  
SEE CHART FOR PART NUMBER
  - FOR PRODUCT SPECIFICATIONS SEE PRO26-01.
  - TOLERANCES COMPLY WITH F.C.C. DIMENSION REQUIREMENTS.
  - THE SUGGESTED PANEL OPENING IS INTENDED TO GIVE USER THE ABILITY TO HAVE REASONABLE JACK/PANEL CLEARANCES, YET MAINTAIN GROUNDING CAPABILITY. THESE VARIABLES CAN BE ADJUSTED IN EITHER DIRECTION BUT MAY CARRY SOME CONSEQUENCES IN THE FORM OF LOWER MATING FORCES OR TIGHTER ASSEMBLY TOLERANCES.

WIRING IDENTIFICATION LABEL

LOAD BAR

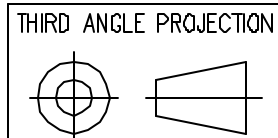
WIRE STRAIN RELIEF

STRAIN RELIEF CRIMP FERRULE



RECOMMENDED PANEL OPENING  
.074 [1.88] MAXIMUM PANEL THICKNESS

50 MICRO-INCHES [1.27um]	SS-82100-002
CONTACT PLATING IN MATING AREA	PART NUMBER




**Bel Stewart Connector**  
11118 Susquehanna Trail South  
Glen Rock, PA 17327-9199  
(717) 235-7512 Fax: (717) 235-7954 <http://www.stewartconnector.com>

DO NOT SCALE DRAWING  
DRAWING IS SUBJECT TO CHANGE WITHOUT NOTICE  
DIMENSIONS: INCHES [METRIC]  
UNLESS OTHERWISE SPECIFIED TOLERANCES ARE ±.005 [0.13] ANGLES ARE ± 1°  
SHEET NO. 1 OF 1

TITLE: SHIELDED CABLE READY CAT5e JACK (SHOWN IN TERMINATED CONDITION)  
THIS DRAWING AND THE SUBJECT MATTER SHOWN THEREON ARE CONFIDENTIAL AND THE PROPRIETARY PROPERTY OF BEL STEWART CONNECTOR AND SHALL NOT BE REPRODUCED, COPIED, OR USED IN ANY MANNER WITHOUT PRIOR WRITTEN CONSENT OF BEL STEWART CONNECTOR. THE SUBJECT MATTER MAY BE PATENTED OR A PATENT MAY BE PENDING.

DRN BY: DHG	DATE 12-08-00
APPD BY: DEC	DATE 01-11-01
DWG NO. CT820007	REV. AO



REV. 6/3/05