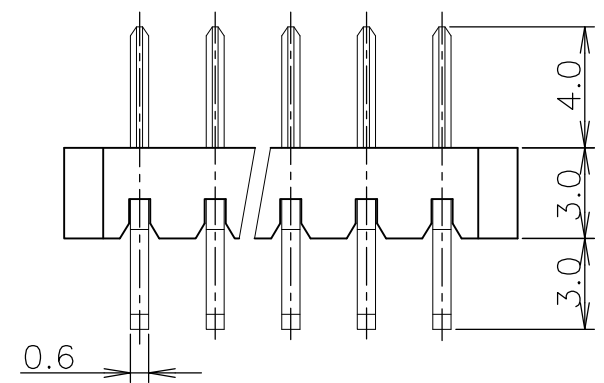
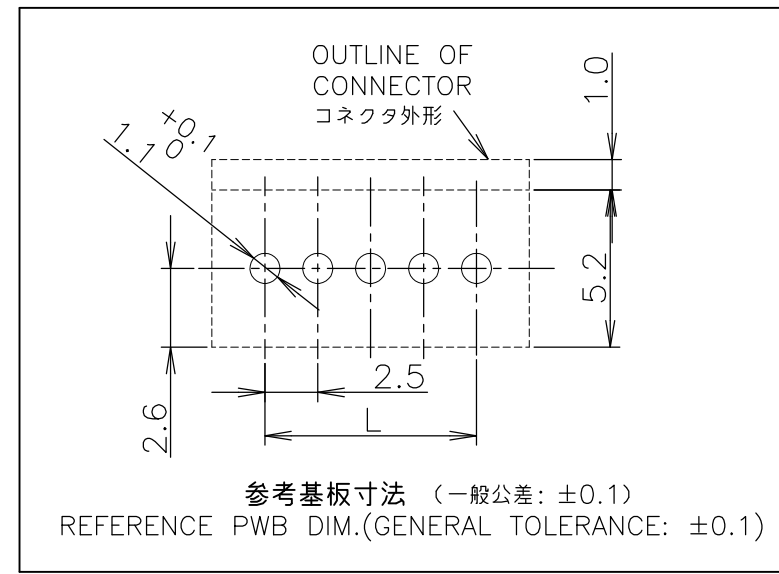
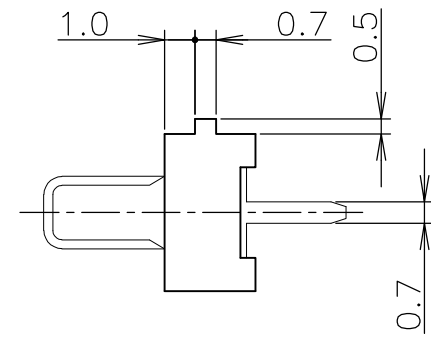
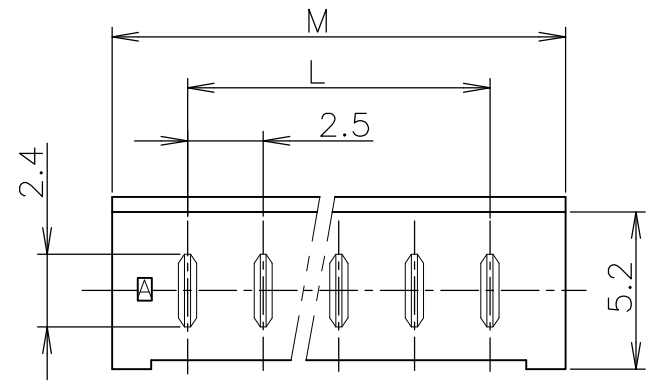


THIS DRAWING IS UNPUBLISHED. RELEASED FOR PUBLICATION AUG, 2004.
 © COPYRIGHT 2004 BY TYCO ELECTRONICS CORPORATION. ALL RIGHTS RESERVED.

LOC	DIST	REVISIONS					
		P	LTR	DESCRIPTION	DATE	DWN	APVD
J	/	0		RELEASED FJBO-0700-04	05AUG04	H.T	K.I
		01		REVISED PER ECO-10-000444	19JAN10	KK	AEG



1 一般公差±0.3
 2 材質
 ベース: 熱可塑性樹脂, 黒色
 ポスト: 銅合金
 全面: ニッケル下地めっき
 接触部: 金めっき 0.1μm MIN.
 半田付け部: 金めっき

1 GENERAL TOLERANCE: ±0.3
 2 MATERIALS
 BASE: THERMOPLASTIC, BLACK
 POST: COPPER ALLOY
 0.1μm MIN. GOLD
 OVER NICKEL PLATE (CONTACT AREA)
 Au PLATE OVER NICKEL PLATE (TAIL AREA)
 3 OBSOLETE PARTS: OBSOLETE CIS STREAMLINING
 PER D.RENAUD/D.SINISI

6447142-5	3900158-06	6	12.5	17.5	
6447142-4	3900158-05	5	10.0	15.0	
6447142-3	3900158-04	4	7.5	12.5	
6447142-2	3900158-03	3	5.0	10.0	

3 OBSOLETE

PART NO. 型番	OLD PART NO. 旧型番	NO.OF POS. 極数	L	M	REMARK 備考
			寸法	SIZE	

鉛フリー
LEAD FREE

THIS DRAWING IS A CONTROLLED DOCUMENT.		DWN H.TAKASU 05AUG04	Tyco Electronics AMP K.K. Kawasaki, Japan		
DIMENSIONS: 単位: 耗 mm		CHK T.KIMURA 05AUG04			
TOLERANCES UNLESS OTHERWISE SPECIFIED: 一般公差		APVD K.IKEGAMI 05AUG04	NAME 名称		
0 PLC ±-		PRODUCT SPEC 製品規格 108-78126	BU CONNECTOR FS3 HEADER Q2 TYPE		
1 PLC ±-		APPLICATION SPEC 取付適用規格	SIZE	CAGE CODE	DRAWING NO
2 PLC ±-		WEIGHT	A3	00779	G-6447142-2
3 PLC ±-			RESTRICTED TO		
4 PLC ±-			SCALE 4:1 SHEET 1 OF 1 REV 01		
ANGLES ±-			CUSTOMER DRAWING		
FINISH 仕上					