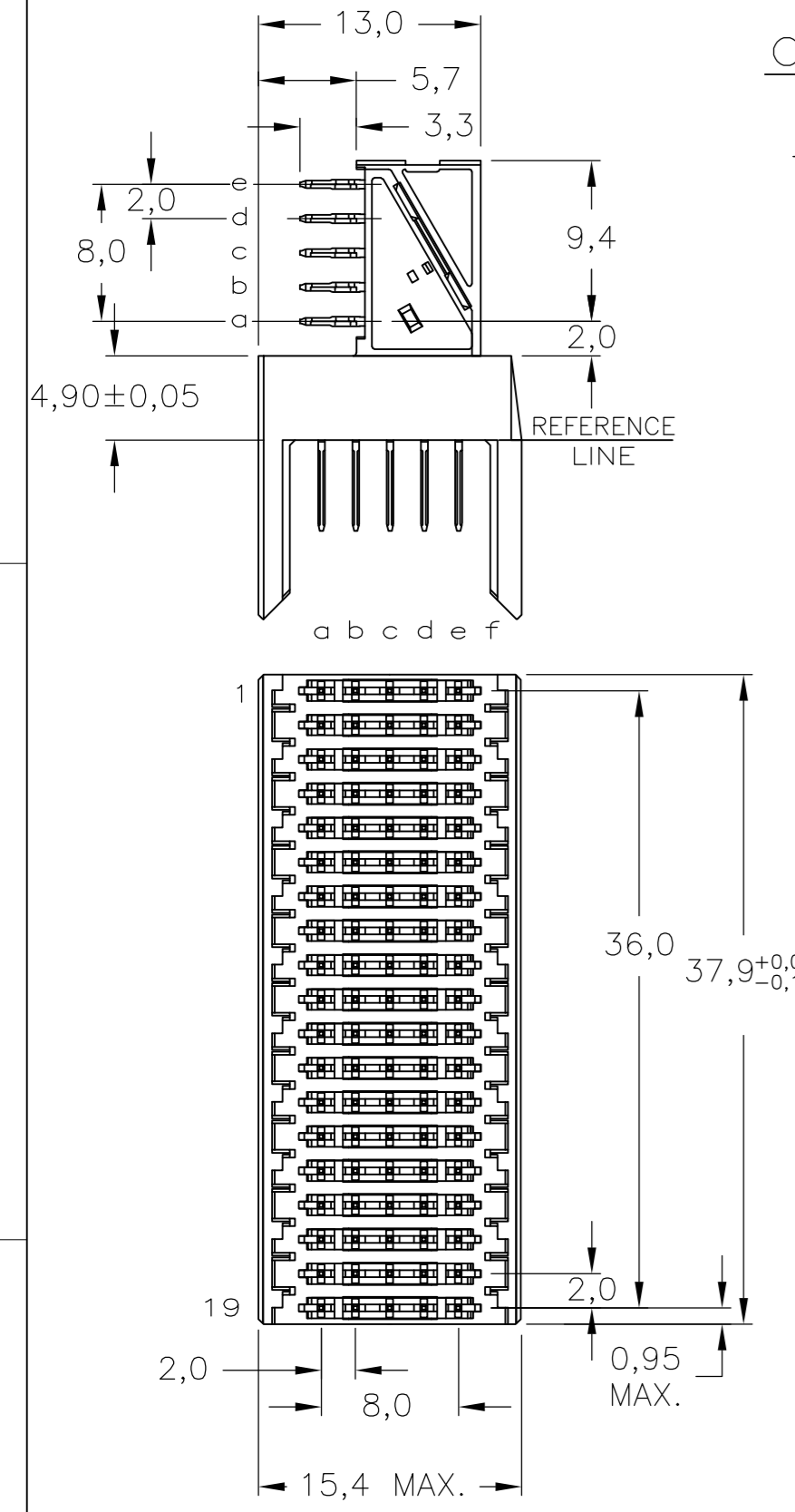
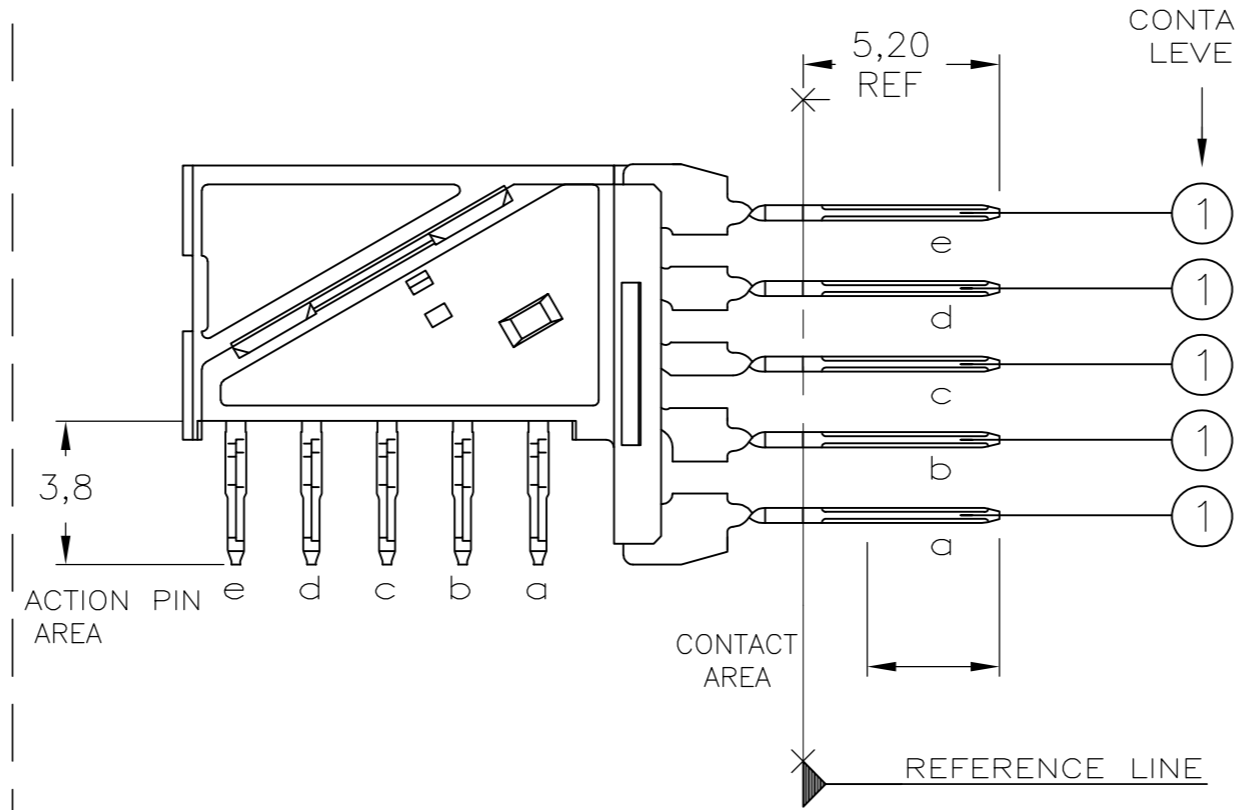


**CONNECTOR ASSEMBLY
 EXEMPLARY LOADED**



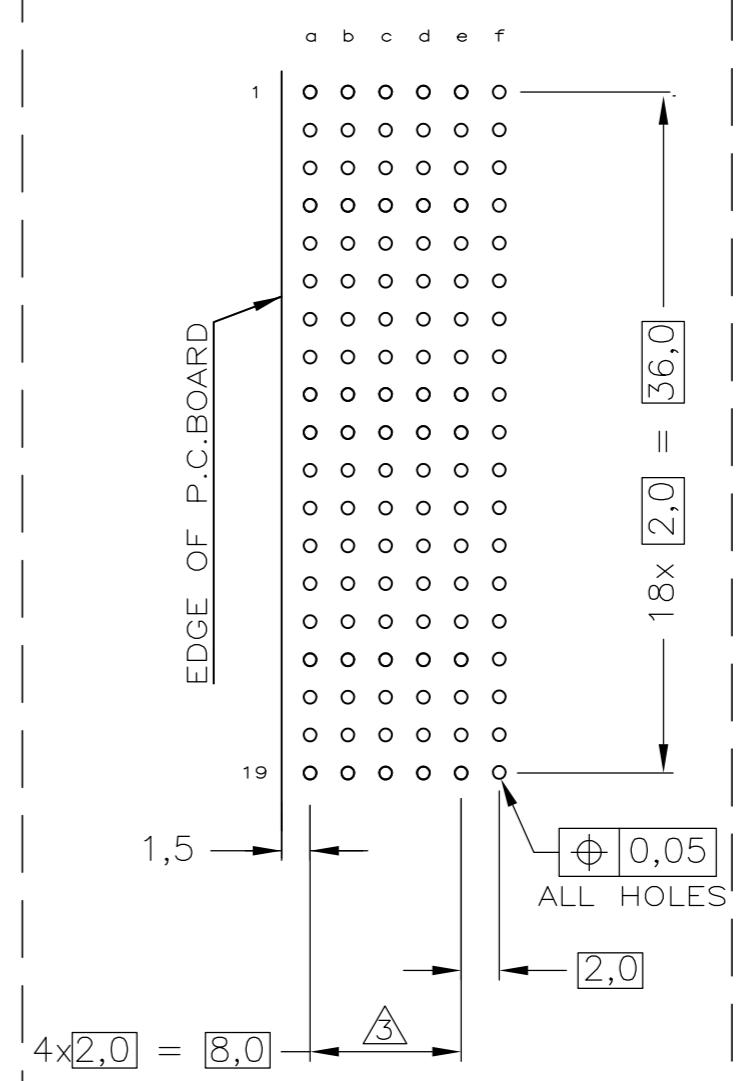
CONTACT DIMENSIONS



LOC	DIST	REVISIONS			
P	LTR	DESCRIPTION	DATE	DWN	APVD
B1		REVISED PER ECO-11-005033	29MAR11	RK	HMR

RECOMMENDED PCB-HOLE LAY-OUT

COMPONENT SIDE SHOWN



CONTACT LAYOUT

	a	b	c	d	e
1	1	1	1	1	1
2	1	1	1	1	1
3	1	1	1	1	1
4	1	1	1	1	1
5	1	1	1	1	1
6	1	1	1	1	1
7	1	1	1	1	1
8	1	1	1	1	1
9	1	1	1	1	1
10	1	1	1	1	1
11	1	1	1	1	1
12	1	1	1	1	1
13	1	1	1	1	1
14	1	1	1	1	1
15	1	1	1	1	1
16	1	1	1	1	1
17	1	1	1	1	1
18	1	1	1	1	1
19	1	1	1	1	1

P.C.B. HOLE DIM. ACTION PIN
 FOR DETAILS SEE
 APPLICATION SPECIFICATION

- NOTES:**
- 1 MATERIAL HOUSING : GREY GLASSFILLED POLYESTER UL-RATING Ø
 - 2 CONTACT : PHOSPHORBRONZE
 - 3 CONNECTOR MARKED WITH PARTNUMBER AND DATECODE
 - 4 PLATED-THROUGH HOLES AT 2x2mm SQUARE GRID.
 - 5 CONNECTOR ASSEMBLY TESTED AND QUALIFIED AGAINST BELLCORE QUALITY LEVEL III, CENTRAL OFFICE APPLICATIONS. CONNECTOR LUBRICATED WITH BELLCORE APPROVED LUBRICANT. TECHNICAL REFERENCE: TR-NWT-001217 ISSUE 1, SEPT.1992
 - 6 OBSOLETE PARTS: OBSOLETE CIS STREAMLINING PER D.RENAUD/D.SINISI

-	-	-	-	-	-	-	-		
-	-	-	-	-	-	-	-		
-	-	-	-	-	-	-	-		
-	-	-	-	-	-	-	-		
-	-	-	-	-	-	-	-		
-	-	-	-	-	-	-	-		
-	-	-	-	-	-	-	-		
-	-	-	-	-	-	-	-		
-	-	-	-	-	-	-	-		
-	-	-	-	-	-	-	-		
-	-	-	-	-	-	-	-		
-	-	-	-	-	-	-	-		
-	-	-	-	-	-	-	-		
-	-	-	-	-	-	-	-		
-	-	-	-	-	-	-	-		
-	-	-	-	-	-	-	-		
5	OBsolete	Y	4	-	-	1,3	0,8	0,5-1,5	5352406-9
N		-	-	-	-	1,3	0,8	0,5-1,5	5352406-1
CONSERVATION TREATMENT	-	-	-	-	-	CONTACT UNDER-COATING	CONTACT AREA	ACTION-PIN AREA	PART NUMBER
	-	-	-	-	-	[µm Ni MIN.]	[µm Au MIN.]	[µm Sn]	

THIS DRAWING IS A CONTROLLED DOCUMENT.		DWN 25AUG04 K.N.KIRAN	 TE Connectivity				
DIMENSIONS: mm		CHK 22MAR2005 B.MOOIJ				NAME	
TOLERANCES UNLESS OTHERWISE SPECIFIED: ±0.2		APVD 22MAR2005 B.MOOIJ				Z-PACK 2mm HM TYPE B19 95 POS. RIGHT ANGLE MALE CONNECTOR ASSEMBLY	
MATERIAL		PRODUCT SPEC 108-19082				SIZE	CAGE CODE
		APPLICATION SPEC 114-19029	DRAWING NO				
		WEIGHT	A2 00779				
		FINISH	C=5352406				
CUSTOMER DRAWING			SCALE 5:1	SHEET 1 OF 1	REV B1		